

Installing Electric Vehicle Chargers Infographic





INSTALLING ELECTRIC VEHICLE CHARGERS

HOW TO PREPARE YOUR BUSINESS

Are you interested in installing electric vehicle chargers at your building or place of business? Adding level 3 charging can attract new business or provide an incentive to employees while showing your social corporate responsibility. Level 3 chargers provide 60-80 miles of range in 20 minutes. Installation typically ranges from \$30,000 - \$75,000.

EV CHARGING SAFETY



CORD MANAGEMENT

Prevent charging cord damage by keeping cord on its holder and tucking away excess length while charging



REPORTING DAMAGE

Report any charging cord damage to appropriate personnel



TESTED CHARGING EQUIPMENT

Ensure charging equipment has been rated and listed by a Nationally Recognized Testing Laboratory such as UL, CSA, or ETL

EV CHARGING ETIQUETTE



TIME LIMITS

Establish time limits on chargers to ensure efficient use of chargers. Remind users of time limits



MULTIPLE USERS





Prohibit users from disconnecting other user's electric vehicles. Establish a protocol for users who pass their allotted time on a charger



IMPROPER USE

Remind users of the importance of charging safely. Ensure users store charging cord properly by providing signage for proper storage

ELECTRIC VEHICLE CHARGING LEVEL 3 CONNECTORS

Type	CCS 1	CCS 2	CHAdeMO	TESLA
				
Vehicle Makes / Models	GM, Ford, Chrysler, Dodge, Jeep, BMW, Mercedes, Honda, Kia, Hyundai, Volvo		Nissan LEAF, Mitsubishi Outlander PHEV	
			Tesla Only	

CHARGE TO CHARGE?

- Payment and payment methods are decided by charging station owner
- Requiring payments may help recover equipment and usage cost
- Options include charge per kWh used, time parked, or a flat fee

Please share this free resource to save lives



www.facebook.com/ESFi.org



www.twitter.com/ESFiDotOrg



www.youtube.com/ESFiDotOrg

Are you interested in installing electric vehicle chargers at your building or place of business? Adding Level 3 charging can attract new business or provide an incentive to employees while showing your social corporate responsibility. Level 3 chargers provide 60 – 80 miles of range in 20 minutes. Installation typically ranges from \$30,000 – \$75,000.

EV Charging Safety

- Cord Management
Prevent charging cord damage by keeping the cord on its holder and tucking away excess length while charging
- Reporting Damage
Report any charging cord damage to appropriate personnel
- Tested Charging Equipment
Ensure charging equipment has been rated and listed by a Nationally Recognized Testing Laboratory such as UL, CSA, or ETL

EV Charging Etiquette

- Time Limits
Establish time limits on chargers to ensure efficient use of chargers. Remind users of time limits
- Multiple Users
Prohibit users from disconnecting other user's electric vehicles. Establish a protocol for users who pass their allotted time on a charger
- Improper Use
Remind users of the importance of charging safely. Ensure users store charging cord properly by providing signage for proper storage

Electric Vehicle Level 3 Connectors

- Type: CCS
 - Vehicle Makes: GM, Ford, Chrysler, Dodge, Jeep, BMW, Mercedes, Honda, Toyota, Kia, Hyundai, Volvo
- Type: CHAdeMO
 - Vehicle Makes / Models: Nissan LEAF, Mitsubishi Outlander PHEV
- Type: TESLA
 - Vehicle Makes: Tesla

Charge to Charge?

- Payment and payment methods are decided by the charging station owner
- Requirement payment may help recover equipment and usage cost
- Options include: charge per kWh used, time parked, or a flat fee

Source: *Republished with permission from Electrical Safety Foundation International (ESFI)*